Regionalization and Shared Services Feasibility Study

Wallkill Valley, Franklin, Hamburg, Hardyston, and Ogdensburg

Public Presentation - December 10, 2025

Rowan School Regionalization Institute

Rowan University, 201 Mullica Hill Road, Glassboro, NJ 08028

Scope of Work

Jan 2025 – Developed an outline of the proposed study with key stakeholders from each participating district.

Feb-Jun 2025 – Gathered data relevant to the study from public sources, district records, and stakeholder meetings.

Jul-Aug 2025 – Conducted analyses that produced findings.

Sep 2025 – Made recommendations based on the analyses, forwarded draft report to steering committee

Nov 2025 – Reviewed draft with the steering committee, produced a final report

Dec 2025 – Presented report to public

Study Scenarios

1. Full Regional pK-12: The expansion of the limited purpose, grades 9-12 Wallkill Valley Regional School District into an all purpose, grades pK-12 school district including the municipalities of Franklin, Hamburg, Hardyston, and Ogdensburg.

2. Status Quo: Maintaining the status quo with opportunities to better align educational programs and support services while reducing or controlling the costs of educating students in each district through the expansion of shared services and other efficiencies.

Important to Remember

1. We studied the scenarios identified on the previous slide. Any other outcome would alter the potential benefits and challenges identified in the report.

2. The enrollment, state aid, and tax levy data represent a snapshot in time. Conditions change from the day after that snapshot forward.

3. Projections are just that – estimates based on longitudinal data and trends. They will not match the future exactly and should not be expected to do so. Students enroll and disenroll, staff members come and go, costs increase – all of these and more will impact the projections.

4. Your board attorney should be engaged to interpret any legal issues raised in this document.

5. Implementation of any recommendation in this study would need to be made by decision of the relevant board(s) of education or vote of the relevant community(s).

Key Findings

Education and Program - Curriculum and Instruction

- This analysis reveals that students entering Wallkill Valley from elementary schools in Franklin, Hamburg, Hardyston, and Ogdensburg arrive with significantly varied educational experiences.
- Hardyston and Franklin are modeling effective curriculum coordination by having fully aligned ELA and Math curricula.
- Ensuring all incoming high school students share common experiences in educational programs and philosophy, consistent time allocation for content areas, and aligned professional development opportunities can provide numerous advantages.
- A centralized regional curriculum office overseeing grades pK-12 education could provide unified leadership, support, and coordination for curriculum and instruction across the schools, ultimately enhancing student achievement and success.

Education and Program - Performance Measures

	ELA Proficiency	Math Proficiency	ELA Growth	Math Growth	4-Year Grad Rate	5-Year Grad Rate	English Progress	Chronic Absenteeism
Wallkill Valley	Y	Y	--	--	N	--	*	N
Franklin	Y	N	Y	Y	--	--	*	N
Hamburg	Y	Y	E	E	--	--	*	N
Hardyston	Y	Y	Y	Y	--	--	*	Y
Ogdensburg	Y	Y	N	N	--	--	--	Y

The five districts met the federal ELA and Math proficiency standards in nine of ten measures, which is a strong indicator of academic success. Looking at disaggregated results, every district in this study has more student groups for whom the proficiency/progress targets are met or exceeded than for those not met. This speaks well of the successful work on the part of these schools and their staff members to reduce achievement gaps.

E = exceeds standard; Y = meets target/standard; N = does not meet target/standard; dash = not applicable; asterisk (*) = data not made public for groups of less than 20 students.

Education and Program - Performance Measures

- Student growth scores indicate that each district met or exceeded the federal accountability standard, with only 3 exceptions out of 32 measures each of which were close to the standard. In short, the Franklin, Hamburg, Hardyston, and Ogdensburg schools are consistently assisting their students' academic growth to a successful level.

- An overview of the past three years of state NJSLA data shows that 51 of the 75 ELA, 44 of the 83 Math, and 11 of the 27 Science results met or exceeded state averages.

- That said, there remain significant disparities among the four elementary district assessment scores at various grade levels. This adds further evidence to the recommendations on the desirability of better curriculum coordination, common philosophies and instructional materials, and similar resources devoted to academic work in order for the students to have a common background as they enter high school.

Education and Program - Performance Measures

Ultimately, the elementary districts feed into Wallkill Valley Regional HS where its students:

- Scored consistently above and had a percentage of students well above the ELA college readiness benchmarks as compared to the state average. Math is more of a mixed result.
- Increased their enrollment and performance in advanced coursework (i.e., AP, dual enrollment) steadily, and in some cases significantly, over the five year period.
- Had equal to or better graduation rates than the state average for the 4-year and 5-year cohorts for each of the past three years. Notably, the school is doing quite well in preparing its students with disabilities to meet their graduation requirements and earn their diplomas.

Education and Program - Preschool Education

- It is worth noting that the region is doing an exemplary job with preschool education at present. The four schools are currently serving 240 preschool students, 74% of the total estimated three- and four-year old population, in 18 classrooms.

- Serving the full realistic universe of 90%, while considering the need for some self-contained rooms, would require at least an additional 2-3 classrooms.

- Given a future need for elementary classrooms due to projected enrollment increases, an option to consider for preschool expansion could be leasing space to create a joint preschool center in another facility.

Education and Program - Special Education

	Wallkill Valley	Franklin	Hamburg	Hardyston	Ogdensburg
Classified Students In-District	120	115	65	133	46
Classified Students Out-of-District	11	7	1	1	1
% Placed In-District	92%	94%	98%	99%	98%

The high rates of in-district placements speak well of each district's efforts to be effective and efficient while educating students in their home schools with their non-disabled peers.

An interesting datapoint is that Ogdensburg has an overall classification rate of 16%, while the others are between 21-26%. While it may be true that student needs are quite different at each school, it is also possible that the unique practices and philosophies of the districts may lead to variance in eligibility criteria for classification and individual education plan (IEP) development.

Education and Program - Special Education

- One suggestion from the districts was to consider more interdistrict placements before looking outside the region. Depending on the number of students in any given year, efficiencies may be found in consolidating one or more of these programs into one or even two of the elementary schools.

- It was suggested that a way to start would be to hold more frequent meetings to discuss flexibility and joint operation.

- One option to improve coordination and address some of the issues of the elementary to high school IEP transition concerns in the status quo arrangement would be to consider a single regional elementary director responsible for grades pK-8 (or pK-6) and a regional secondary director responsible for grades 9-12 (or 7-12).

Education and Program - School Staffing

	Franklin ES	Hamburg ES	Hardyston ES	Hardyston MS	Ogdensburg ES
K-8 Staff	53.9	34.0	41.8	31.4	26.2
K-8 Enrollment	451	211	286	264	257
Student to Staff Ratio	8.4	6.2	6.8	8.4	9.8

- The overall comparison shows Hamburg ES with the least efficient student to staff ratio, which should not be surprising given it also has the fewest number of enrolled students (i.e., the smaller the school, the fewer are the opportunities for economies of scale).
- The differences between Hardyston's schools are mostly due to the larger number of grade level teachers at the elementary level, which is also unsurprising as many districts will prioritize lower class size numbers and more individualized attention in the primary grades.
- Ogdensburg has higher school staffing efficiency levels in spite of its small enrollment, largely due to its low special education classification rate.

Education and Program - District Staffing

	Wallkill Valley	Franklin	Hamburg	Hardyston	Ogdensburg
District Staff Total	18.5	17.0	9.0	16.6	12.0
Student Enrollment	581	527	273	619	300
Student to Staff Ratio	31.4	31.0	30.3	37.3	25.0

- Hardyston has the largest student enrollment, and the most efficient student to staff ratio at the district level.
- Again, scale matters; it is difficult for smaller districts to get significant economies of scale.
- There is minimal personnel sharing in place currently among the districts. Consolidation of district staffs may provide some benefit in improving efficiency over smaller offices.

Education and Program - Projected Staffing Needs

- With school-level staff remaining relatively constant, the opportunities for efficiency will be more available by combining some positions on district office staffs.

- The table below models what a regional district office structure might look like based on the projected 2025-26 enrollment of 2,259 students compared to current staffing in the five districts today. The result is a personnel level that is more streamlined, and potentially more efficient, than is possible in the status quo district configuration.

	Current	Proposed
Superintendents	3.5	1.0
Assistant Superintendents	0.0	1.0
Directors/Supervisors/Coordinators	7.5	4.0
Child Study Team Staff	14.1	12.0
Business Administrators	5.0	1.0
Assistant Business Administrators	3.0	1.0
Clerical Staff	11.0	9.0
Custodial/Maintenance Staff	32.0	29.0
Total Staff	76.1	58.0

Demography and Facilities - Births

Births in the region have been averaging 156 per year and trending 2+ births each year over the last 6 years. Franklin, Hardyston and Ogdensburg have the largest increases in births relative to population in the region, while births in Hamburg have decreased relative to population.

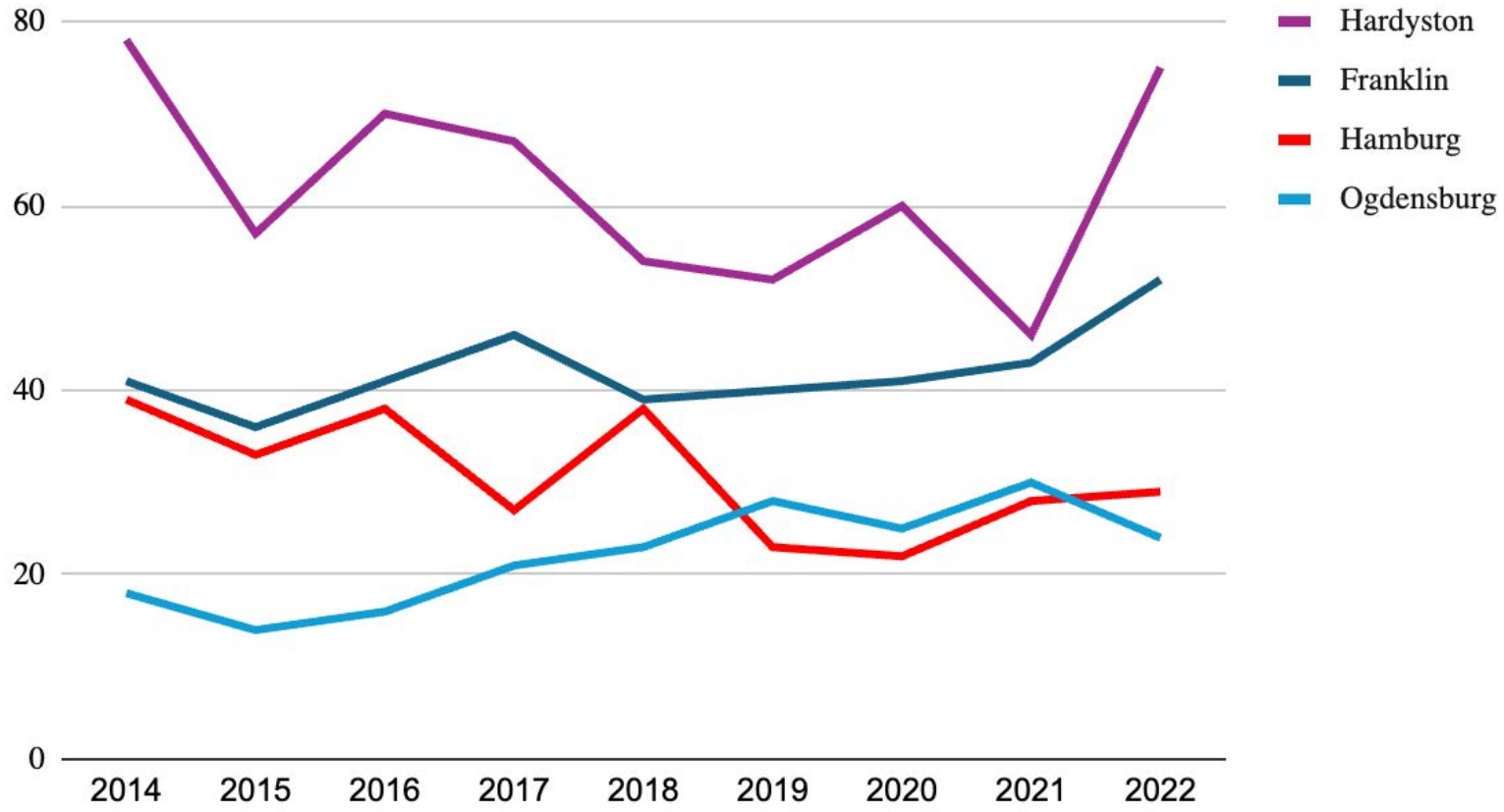

Demography and Facilities - Housing

	Building Permits Issued 2019-24	Certificates of Occupancy Issued 2019-24	Affordable Housing Present Need	Affordable Housing Prospective Need
Franklin	22	14	25	381
Hamburg	25	5	0	125
Hardyston	256	91	22	1,622
Ogdensburg	0	0	4	40
TOTAL	303	110	51	2,168

Research indicates that there are no planned major housing developments above the recent averages in any of the four municipalities that might impact school enrollment significantly at this time. Only Hardyston Township has experienced significant housing development. Affordable housing mandates for Round 4 have recently been issued for present and prospective need obligations at a combined level of 2,168 units for the four municipalities with Hardyston's by far the largest at 1,622. If, when, and how the mandates will be met is unknown at this time.

Demography and Facilities - Enrollment History, 2004-05 to 2024-25

	2004-05	2009-10	2014-15	2019-20	2024-25	20 Year % Change
Wallkill Valley	826	785	655	566	581	- 29.7%
Franklin	547	516	458	454	527	- 3.7%
Hamburg	331	288	270	253	273	- 17.5%
Hardyston	764	743	743	662	619	- 19.0%
Ogdensburg	376	312	264	256	300	- 20.2%
Total Region	2844	2644	2390	2191	2300	- 19.1%

The past five years have shown an enrollment increase across the region of 5.0%.

Demography and Facilities - Enrollment History & Trend

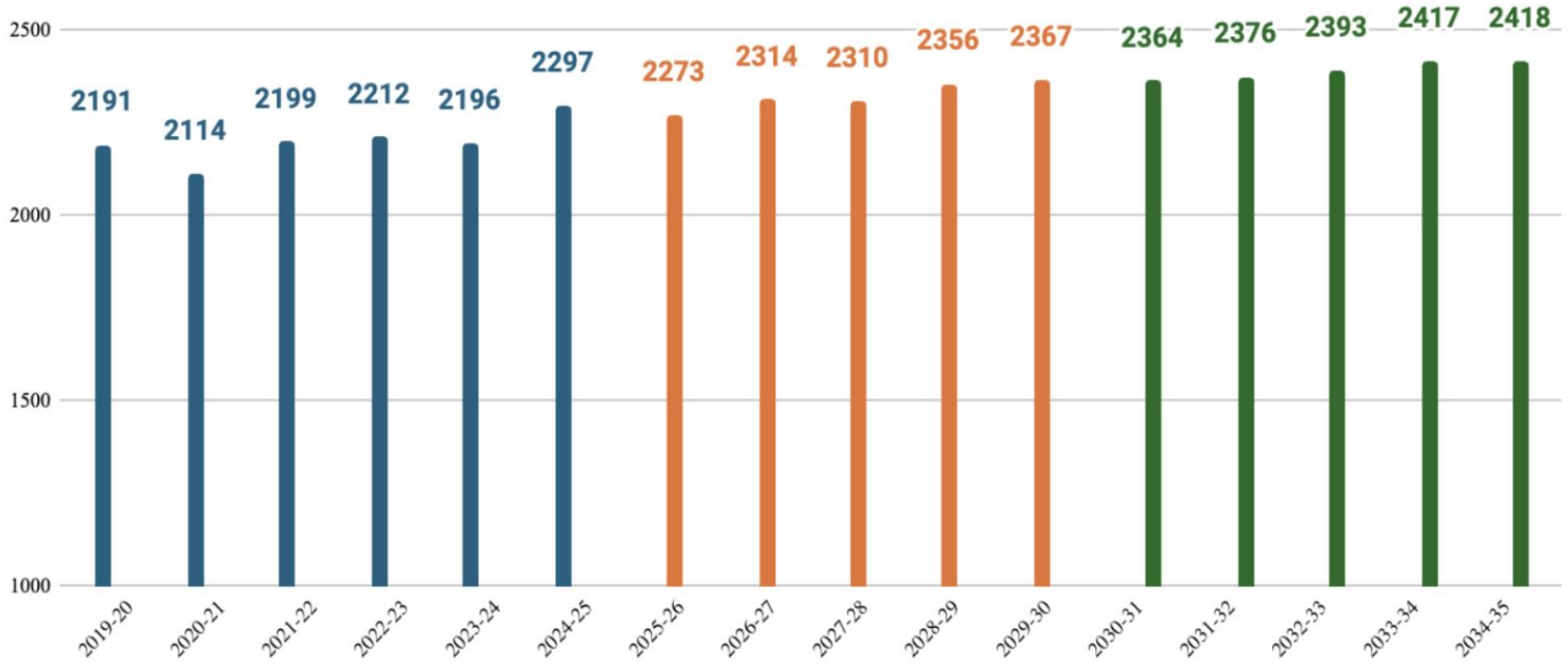

The overall enrollment growth in the Wallkill Valley region over the next five years is projected to be 70 students from the 2024-25 actual enrollment of 2,297 students, an aggregate increase of 3.0% or about .06% per year and a material averaged change of approximately 4 students per grade over 14 grade levels. This is a continuation, though a flattening, of the recent five-year trend of steady enrollment growth.

Demography and Facilities - Elementary Enrollment Projections

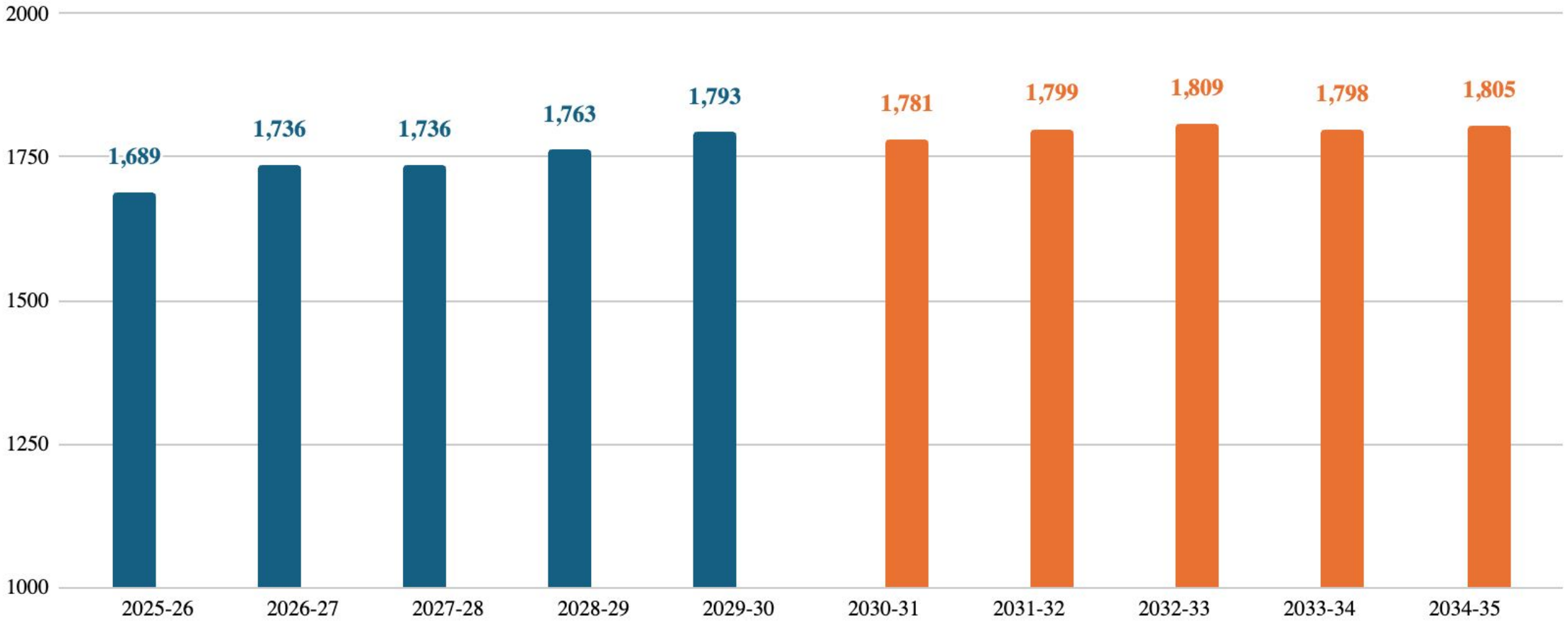

Demography and Facilities - High School Enrollment Projections

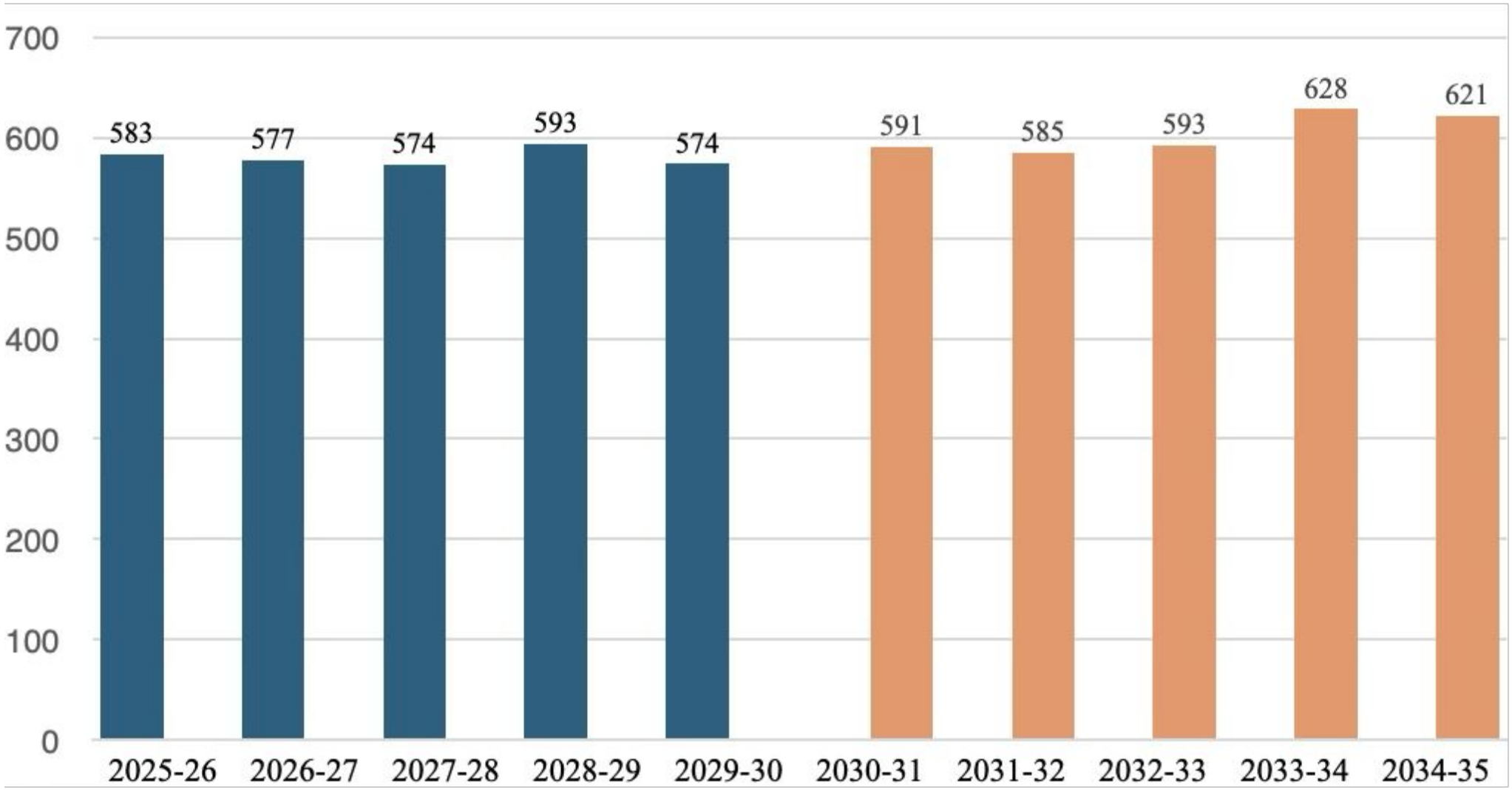

Demography and Facilities - Disaggregated Enrollment Projections

Low Income

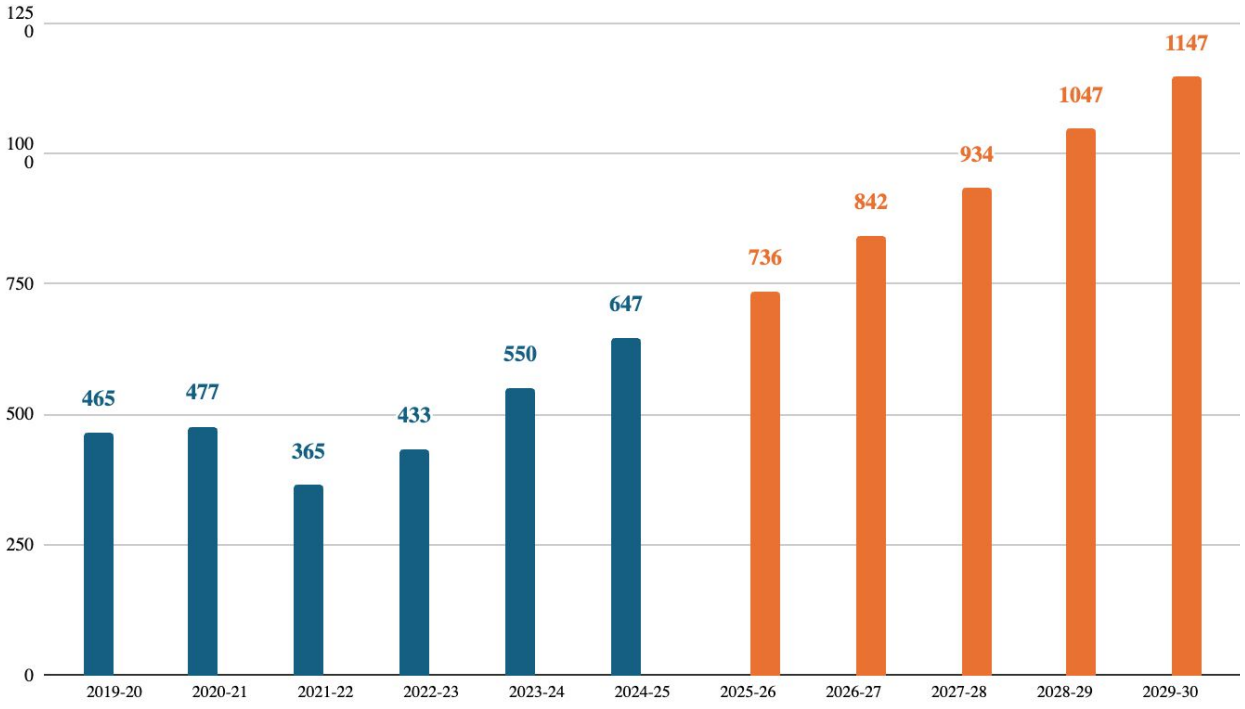

Multilingual

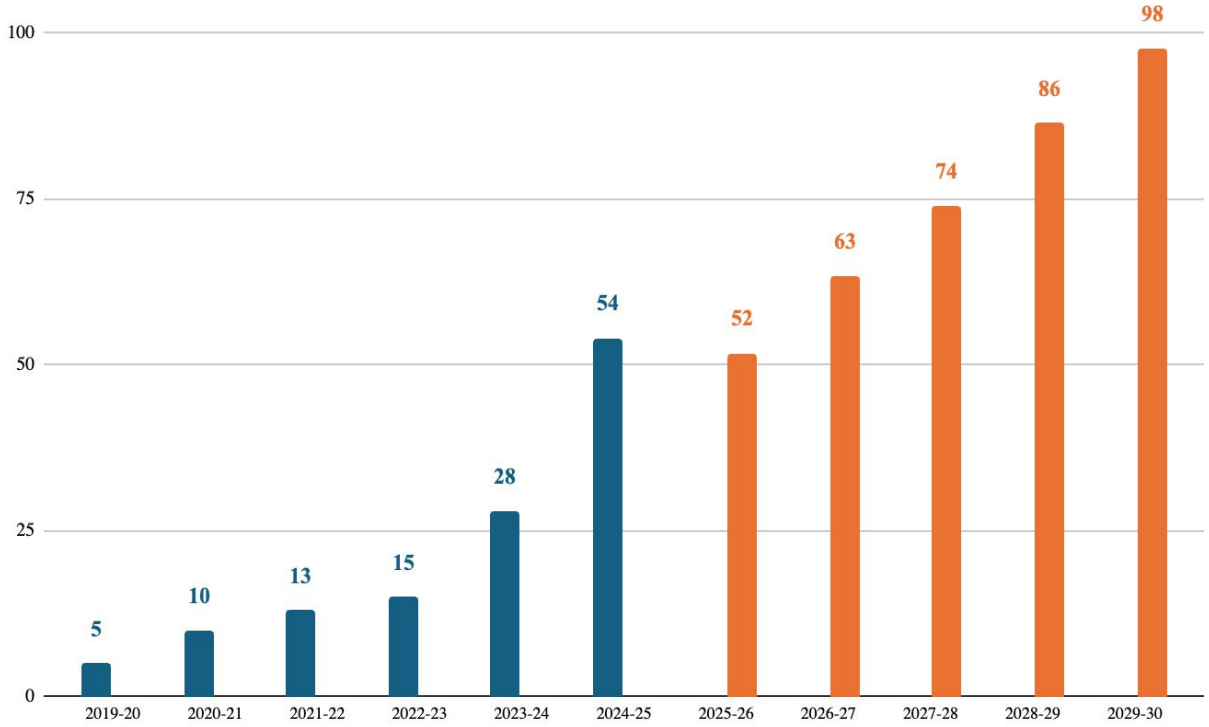

There is projected to be a near doubling of the numbers of both low income and multilingual students across the region over the next five years.

Demography and Facilities - Facility Utilization

- In spite of the 19.1% decline in student enrollment over the past two decades, this analysis does not find a corresponding increase in the number of available classroom spaces. It is understood that schools operate differently than they did twenty years ago, with greater emphasis on using spaces to meet the needs of students with specialized needs as well as a broadening of the curriculum for all students.

- At most, the projected enrollments show the availability by 2029-30 of only 3 classrooms at Hardyston ES and 3 at Wallkill Valley Regional HS. Hamburg is projected to have sufficient rooms for its population, while there is a projected need for 2 classrooms at Franklin ES and 3 at Ogdensburg ES. Hardyston MS is the only school that is projected to have a useful additional capacity of 6 classrooms.

- This analysis shows that expanding the educational program in the current school facilities in the region will be challenging, especially given a desire to consider expanding preschool programs to more families.

Finance and Operations - Collective Bargaining Agreements

- As the largest elementary district, Hardyston's collective bargaining agreement would govern staff in grades pK-8 after the initial three year period, if a successor agreement is not reached in that time.

- The estimated costs of transitioning staff to the Hardyston guide are: $35,296 for Franklin; $97,508 for Hamburg; and $97,045 for Ogdensburg. This yields a total cost of about $230,000.

- The review of the main agreements provides useful information to aid the negotiations process should the districts decide to form an all purpose regional district, or can be used simply as points for comparison and synthesis in future negotiations. Specific areas that would need attention include recognition clauses, initial salary steps, longevity payments, and health benefit coverages.

Finance and Operations - Operating Expenses

- It is clear that all five districts prioritize direct spending on students in terms of the percentage of dollars allocated to classroom instruction. This is a strong positive indicator as it provides direct student academic experiences, and therefore should receive primary attention and commitment in the district budget.

- Another interesting note is that lower spending on administration is often identified by the public as an area to realize potential efficiencies in education. Even though economies of scale tend to favor larger entities, the smaller districts of Franklin at 7.2%, Hamburg at 8.8%, and Ogdensburg at 9.7% are all below the state median percentage of administrative spending of 10.3%.

Finance and Operations - Potential Cost Savings

Items	Net Savings Amount
Consolidation of Administrative Personnel	
Superintendents (2 to 1)	$159,208
Chief School Administrators (all continue as principals)	$0
Assistant Superintendents (0 to 1)	(-$160,000)
Business Administrators (5 to 1)	$433,512
Assistant Business Administrators (3 to 1)	$65,572
Special Education Directors (5 to 1)	$351,399
Technology Directors (3 to 1)	$172,095
Facilities Managers (4 to 1 & 1 asst)	$124,428
Curriculum & Instruction Directors/Supervisors (3 to 1)	$157,697
Treasurers of School Monies (5 to 1)	$29,648
Reduction in Audit Costs	$126,950
Reduction in Legal Costs	$71,464
Reduction in Dues & Fees	$22,036
Cost of Default Salary Guide Alignment	(-$229,849)
Total Estimated Cost Savings	$1,324,160

The primary areas targeted for cost reduction include audit processes, professional services, and administrative and support staffing. Despite the cost savings identified and presented in the table, all existing programs are anticipated to be maintained. The estimated cost savings of $1.3 million would come primarily from consolidating administrative functions and reducing duplication across the districts.

It is important to note that these cost savings do not include the potential financial efficiencies and educational benefits that could occur from consolidating and coordinating operations such as curriculum and textbook purchases, in-district special education programs, student transportation, technology infrastructure, central office functions, unified contract negotiations, and the potential for self-insured health benefit plans.

Finance and Operations - Status Quo State Aid

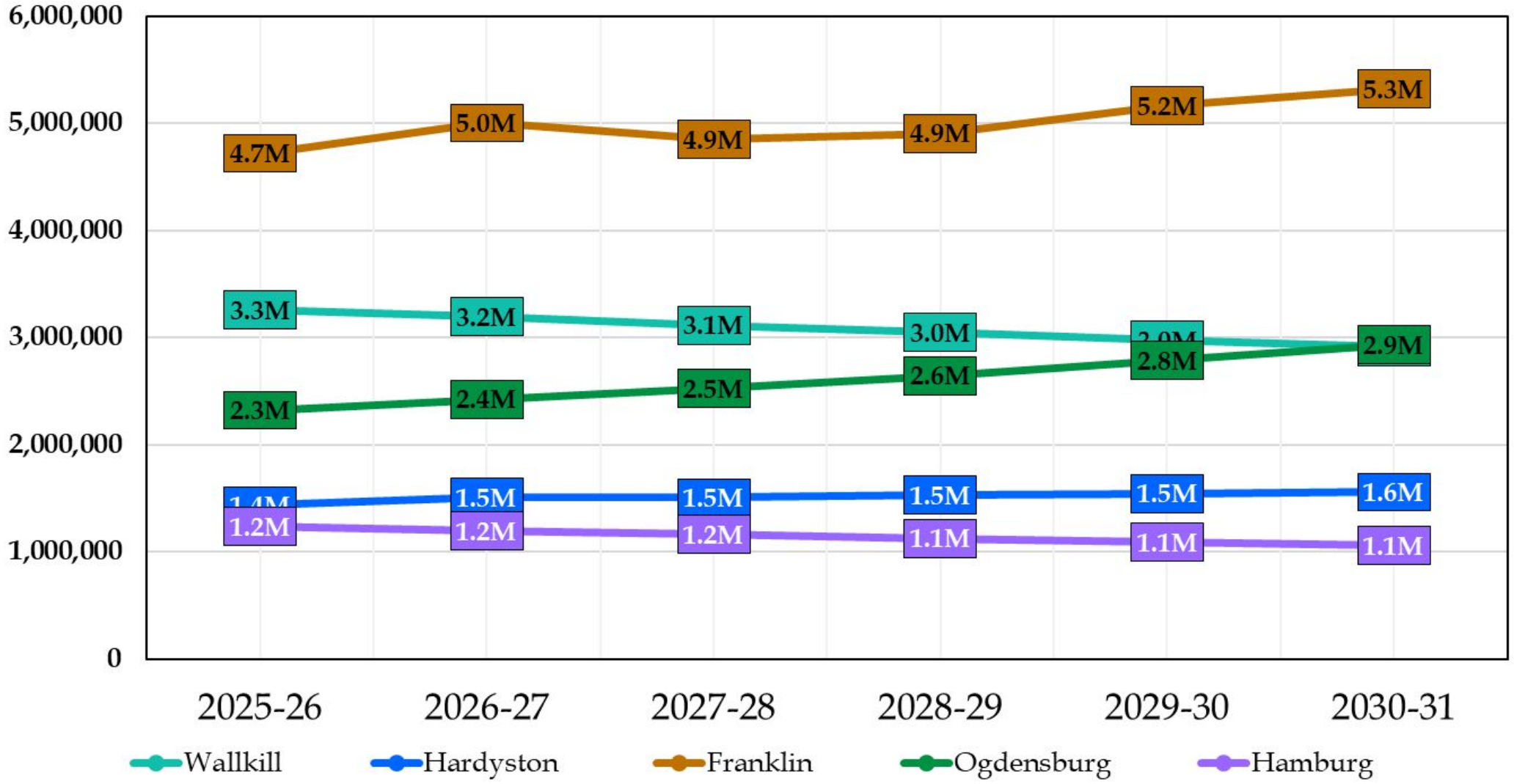

Finance and Operations - Capped Regionalized State Aid

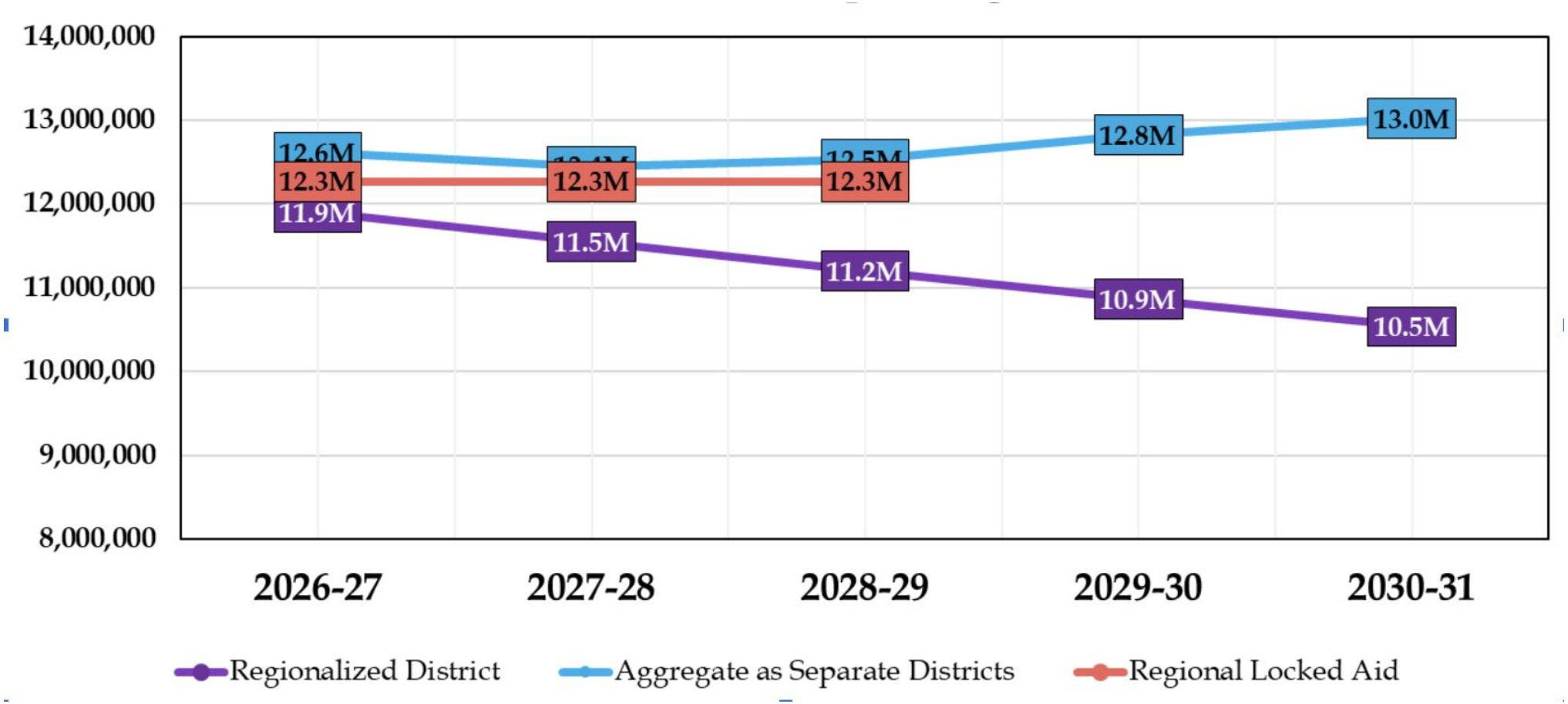

The minimum locked state aid amount of $12.3 million is provided only in the initial three years. Following the protection's expiration, aid in FY 2030 and 2031 begins to decline by the maximum allowable amount of three percent. Under these circumstances, the largest sum of state aid would be received by the separate districts in the status quo, followed by locked state aid in the enlarged regional, and finally the state aid with no locked aid protection.

Finance and Operations - Uncapped Regionalized State Aid

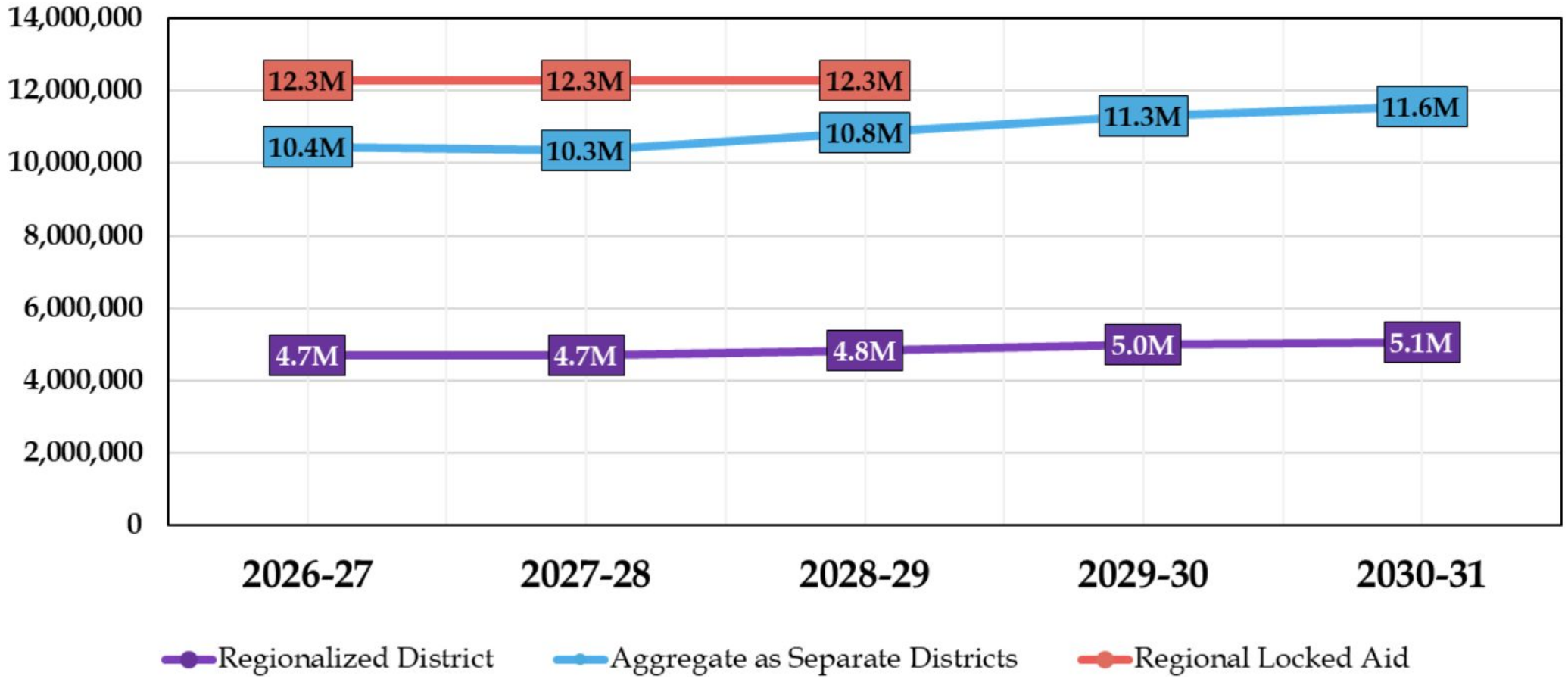

Since aid levels are allowed to return to their SFRA-determined amounts beginning in FY 2027, the locked aid benefit keeps the regional district's state higher than the total aid received by the separate districts in the status quo. The benefit would provide roughly $2 million in additional aid in 2027 and 2028 and another $1.5 million in 2029. Beginning in 2030 however, the protection expires and the regional district's aid reverts back to the uncapped aid provided to it under SFRA.

Finance and Operations - State Aid Challenge

- Recent changes to state law through S3488 provide important protections against aid reductions resulting from regionalization. However, the existing protections are not enough on their own to bring the enlarged regional's aid up to levels that match state aid allocations to the separate districts under the consultants' current interpretation of the law.
- This conundrum is why consultants are seeking clarifying statutory language from the State Legislature, to address this provision in a manner that would provide a true "hold harmless" situation that promotes the State's demonstrated interest in school district regionalization.

Finance and Operations - Tax Apportionment

	Avg. EPV Share 2027-2031	Avg. ENR Share 2027-2031	Difference
Franklin	21.1%	31.4%	10.4%
Hamburg	14.3%	16.3%	2.0%
Hardyston	55.4%	36.0%	-19.4%
Ogdensburg	9.3%	16.2%	7.0%

Current law provides that taxes may be apportioned on the basis of: the portion of each municipality's equalized property valuation (EPV) allocated to the regional district; the number of students enrolled (ENR) in the regional district from each municipality; or any combination of apportionment based on EPV and ENR.

Finance and Operations - Optimal Tax Levies

Average Tax Impact, Enlarged Regional, FY 2027-31
Optimal 75% EPV / 25% ENR Ratio

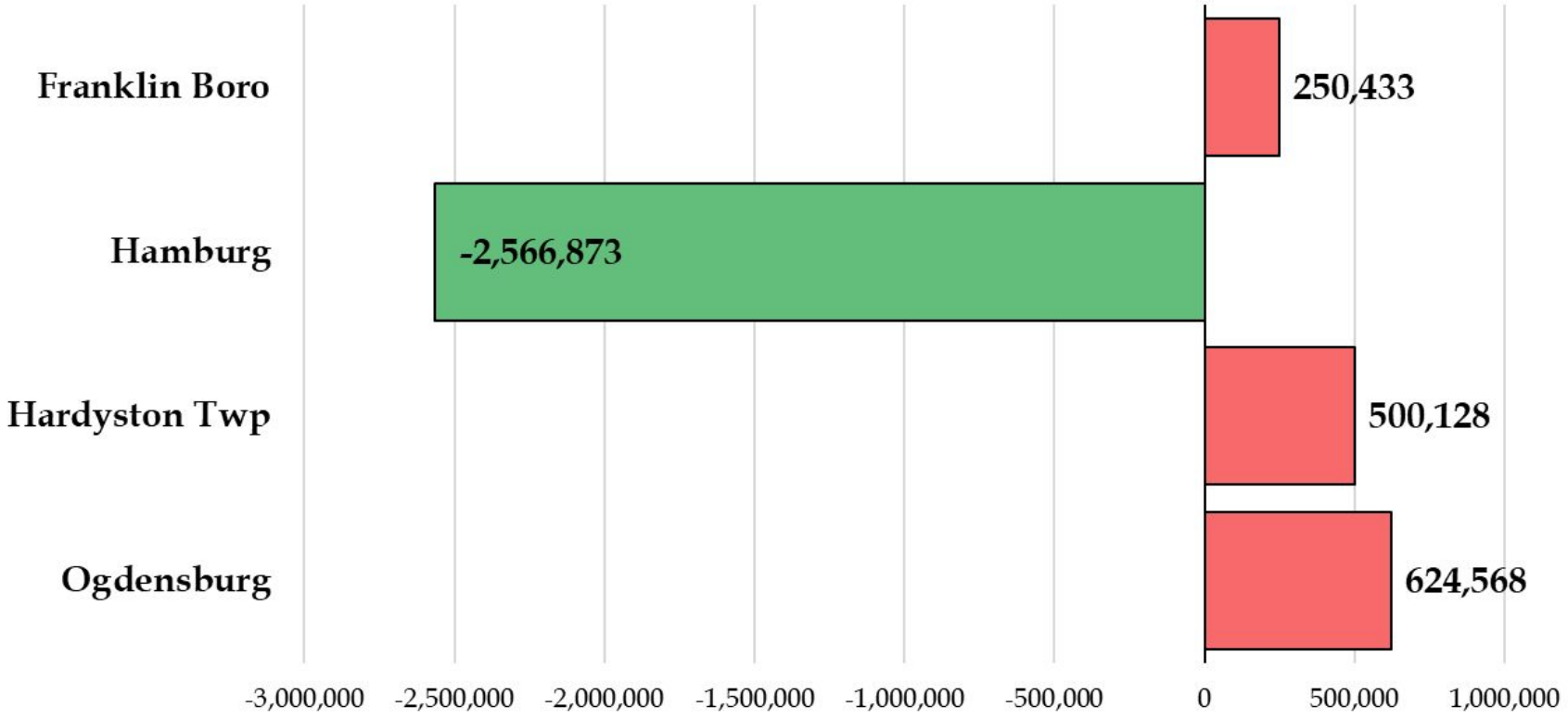

At this ratio, Franklin, Hardyston, and Ogdensburg would all experience an increase in total tax liability relative to what they would otherwise pay in the status quo, while Hamburg would see a decrease relative to the status quo. While the model attempts to identify a combination that could provide benefits to all communities, no such outcome appears possible under current conditions.

Finance and Operations - Transitional Apportionment

An alternate approach to tax apportionment is provided through P.L.2021, c.402, which permits a board of education to establish a transitional methodology, not to exceed ten years. A possible transitional methodology has been developed that would keep tax impacts positive for all districts for the first five years of the regional's operation and then provide a gradual phase-in towards formulaic apportionment under the optimal weights of 75% EPV and 25% ENR.

	Years 1-5: Fixed Shares					Years 6-8: Phase-in			Permanent 75% EPV / 25% ENR Apportionment
	Year 1	Year 2	Year 3	Year 4	Year 5	Year 6	Year 7	Year 8	Year 9
Franklin	22.7%	22.7%	22.7%	22.7%	22.7%	23.0%	23.4%	23.7%	24.1%
Hamburg	20.5%	20.5%	20.5%	20.5%	20.5%	19.0%	17.5%	15.9%	14.3%
Hardyston	48.2%	48.2%	48.2%	48.2%	48.2%	48.7%	49.1%	49.4%	49.6%
Ogdensburg	8.6%	8.6%	8.6%	8.6%	8.6%	9.3%	10.0%	10.9%	12.0%

Finance and Operations - Borrowing Margin and Debt Allocation

	Avg Equalized Valuation Taxable Property	Debt Limit	Net Bonded School Debt	Legal Debt Margin
Wallkill Valley	2,447,451,716	73,423,551	6,085,000	67,338,551
Franklin	531,511,029	15,945,331	0	15,945,331
Hamburg	335,726,170	10,071,785	3,870,000	6,201,785
Hardyston	1,342,411,038	40,272,331	5,535,000	34,737,331
Ogdensburg	237,803,478	7,134,104	0	7,134,104
pK-12 Regional	2,447,451,715	97,898,069	15,490,000	82,408,069

In the proposed regionalization scenario, each community would share the responsibility of paying both principal and interest on all existing debt, regardless of which former district originally incurred it. Districts that have recently invested in facility improvements are contributing updated, modern spaces that will benefit all students in the regional. Conversely, districts entering with minimal debt may have deferred necessary facility improvements, potentially creating future capital expenditures that the regional district will need to address.

Flexibility introduced by P.L.2021, c.402 provides a new process for districts to address disparate debt levels or debt-related concerns that might otherwise be barriers to regionalization through the use of a transitional method of apportionment for up to ten years.

Finance and Operations - Debt Margin vs Facility Needs

	List of Projects (> $500,000)	Cost Estimate
Wallkill Valley HS	New generator plant; replacement of roof, PA system, HVAC units; upgraded kitchen infrastructure; exterior repaving	25,701,000
Franklin ES	Replacement of boiler, lighting, windows	5,162,000
Hamburg ES	Replacement of windows, roof, univents, boiler, lighting, flooring; upgraded controls system, restrooms, ceilings, and stormwater management; tile abatement; schoolwide AC	12,520,000
Hardyston ES	Replacement of windows, roofs, soffits, ceilings, doors; upgraded HVAC, restrooms, and lighting; exterior repaving; flooring abatement	10,831,200
Hardyston MS	Upgraded finishes	1,651,800
Ogdensburg ES	Univent replacements in new building; window replacements in old building	3,746,700
TOTAL		59,612,700

These projects have been identified by the districts in their long range facilities plans. The combined cost estimate of $59,612,700 is well within the legal debt margin of the enlarged regional at $82,408,069.

In spite of having sufficient debt capacity, the administration and board of education of an enlarged regional would likely want to pull the facilities plans together, prioritize emergent projects, and schedule the others over an extended period of time.

Finance and Operations - Transportation

- The proposed regionalization does not result in grade levels of students changing schools, so transportation would remain largely as it is.
- There would be no impact on student seat time or distance traveled from a regionalization, as there has been no discussion of any intent to change the schools that students are attending.
- As requested, a student transportation seat time and distance travel evaluation was conducted based on the existing regional, which serves students in all four communities.
- The findings were that student ride times and distances traveled are within what is reasonable for an area of this size and geographic distribution of students.

Finance and Operations - Regular Ed Transportation

Wallkill Valley

	In-District	Vocational & Charter	Non-Public
Route Packages	14	6	3
Annual Cost	$595,701	$165,936	$68,194
Average Cost	$42,551	$27,656	$22,732
Per Student Cost		$1,239	$1,137

Hardyston

	In-District	Vocational & Charter	Non-Public
Route Packages	10	5	2
Annual Cost	$735,384	$13,268	$33,169
Average Cost	$73,539	$2,653	$16,585
Per Student Cost		$1,105	$1,106

A random survey of other districts in the state shows average per package costs to be between $85,000 and $95,000, so the average costs for Wallkill Valley and Hardyston can be considered reasonable and efficient. Franklin, Hamburg, and Ogdensburg are considered walking districts and handle their own specific needs.

It is recommended that Wallkill Valley and Hardyston evaluate the potential for adjusting Hardyston's school bell times. Specifically, it is recommended that Hardyston move the start times for both its schools forward by approximately 10 to 12 minutes. Adjusting the bell schedule in this way presents an opportunity to reduce expenses by implementing a triple-tier busing system between the districts.

Finance and Operations - Special Ed Transportation

	Wallkill Valley	Franklin	Hamburg	Hardyston	Ogdensburg
Out of District Routes	10	4	0	7	0
Out of District Students	11	7	0	7	0
Annual Cost	$429,801	$250,825		$380,581	
Average Cost	$42,981	$62,707		$54,369	
Per Student Cost	$39,073	$35,833		$54,369	
In-District Routes	1	0	1	3	0
In-District Students	6	0	1	15	0
Annual Cost	n/a		$772	$307,545	
Average Cost	n/a		$772	$102,515	
Per Student Cost	n/a		$772	$20,503	

All of the special education routes shown in this table are contracted through the educational services commission. By contracting the routes in this way, the districts benefit from shared cost savings as the commission consolidates students from multiple districts who attend the same school on to common routes. However, it may be advantageous for the districts to consider leasing or purchasing some more of their own school vehicles and employing district drivers and aides for some student transportation. This strategy has the potential to reduce costs while offering increased flexibility to address evolving transportation requirements.

Finance and Operations - Shared Services

- All of the districts in this study participate in some shared services. It is obvious that the districts in the Wallkill Valley region have worked hard to establish efficiency enhancing approaches. Relationships include with one another, districts outside the region, co-operatives, municipalities, and the educational services commission.

- Although current operations are being handled productively, it appears that all of the districts could be better served from a cost effectiveness and efficiency standpoint with a well-staffed, regional business office with some school level staffing.

- A regional business office could not only handle required functions, but also allow time to explore grants, alternative funding, purchasing co-operatives, joint insurance, and other money saving options. In small districts, one or two people are expected to be an expert in all areas. While this may occur sometimes, it is very difficult to meet all state deadlines and handle day-to-day problems as well.

- Other possible areas for exploration are outlined in the report and include counseling, curriculum and instruction, facilities, special education, special subject teachers, staff development, and transportation.

Governance and Law - Voting on Regionalization

- To expand a limited purpose regional (9-12) into an all purpose regional (pK-12), the law requires that the proposal be submitted to the voters of each of the constituent districts of the regional district, instead of to the voters of the regional district at large.
- If a majority of the voters in a majority of the constituent districts that constitute the limited purpose regional vote to expand it into an all purpose regional, then the proposal is considered adopted.
- In this case, a proposal would be submitted to the voters of Franklin, Hamburg, Hardyston, and Ogdensburg to expand Wallkill Valley. If voters in three of the four communities agree, Wallkill Valley would be enlarged into a grades pK-12 regional.

Governance and Law - Board Composition

Current Membership Wallkill Valley BOE

Municipality	Number of BOE Members
Franklin	2
Hamburg	2
Hardyston	4
Ogdensburg	1

Future BOE based on Student Enrollment

Municipality	Number of BOE Members
Franklin	2
Hamburg	1
Hardyston	4
Ogdensburg	2

Future BOE based on Resident Population

Municipality	Number of BOE Members
Franklin	2
Hamburg	2
Hardyston	4
Ogdensburg	1

Municipality	Student Enrollment	Resident Population
Hamburg	273 (15.9%)	3,293 (17.6%)
Ogdensburg	300 (17.5%)	2,231 (11.9%)

Governance and Law - Frequency of Voting

- The school regionalization law is silent on the number of times or how frequently a regionalization referendum can be held.
- The State's education law does not generally address referendum timing or frequency other than to say they must be held during the April school election, the November statewide general election, or on special election dates authorized in N.J.S.A. 19:60-2 – the fourth Tuesday in January; the second Tuesday in March; the last Tuesday in September; or the second Tuesday in December.

Major Recommendations

Major Recommendations

1. A key conclusion of this study is that an enlarged regional school district would provide **multiple opportunities for a more effective and efficient educational program for students throughout the region**.

2. Absent an enlarged regional, there are also varied identified ways through which **services and personnel could be shared more productively**.

3. **The financial analysis identified some challenges**. State aid in regionalizing districts is not currently providing a true ”hold harmless” situation and legislative amendments are being sought. A transitional apportionment method was presented that would keep tax impacts positive for all districts for the first five years of the enlarged regional's operation.

Questions?

Comments?

Rowan School Regionalization Institute

Rowan University, 201 Mullica Hill Road, Glassboro, NJ 08028